



### District Report Card: 2017


<b>State:</b> Assam	<b>District:</b> Nagaon
<b>Class:</b> 3	<b>Subject:</b> Language
<b>Schools:</b> 59	<b>Students:</b> 1220


### Participation/Coverage


#### Students

<b>GENDER</b> 	Boys		Girls	
	Number	%	Number	%
	569	46.64	651	53.36

<b>AREA</b> 	Rural		Urban	
	Number	%	Number	%
	1120	91.80	100	8.20

<b>CATEGORY</b> 	SC		ST		OBC		GEN	
	Number	%	Number	%	Number	%	Number	%
	88	7.21	55	4.51	80	6.56	997	81.72

<b>CWSN</b> 	LD	VI	HI	S&LD	ID	Oth
	3	2	1	1	7	2

<b>Management</b> 	Government		Government-aided	
	Number	%	Number	%
	1191	97.62	29	2.38

### Average Performance of Students in Language (%)

Overall	Gender		Area		Management		Social Group			
	Male	Female	Rural	Urban	Govt.	Aided	SC	ST	OBC	GEN
84.71	84.14	85.21	83.95	93.27	84.61	88.74	89.32	84.85	85.08	84.27

## Performance on Learning Outcomes (LOs)

Learning Outcomes	Description	Average Performance(%)
L304	Reads small texts with comprehension i.e., identifies main ideas, details, sequence and draws conclusions	85.65
L312	Reads printed scripts on the classroom walls: poems, posters, charts etc.	82.84

Range of Performance of Students who Answered Correctly							
Below 30%		30% - 50%		50% - 75%		Above 75%	
Number	%	Number	%	Number	%	Number	%
13	1.07	48	3.93	227	18.61	932	76.39

## Lowest Performing Learning Outcomes (LOs)

1 - Reads printed scripts on the classroom walls: poems, posters, charts etc. (82.84)

2 - Reads small texts with comprehension i.e., identifies main ideas, details, sequence and draws conclusions (85.65)